

Trade Log | Diversified Plus Models

LPL Financial Research

As of March 29, 2011

Table of Contents

Standard: Aggressive Growth.	2
Standard: Growth.	2
Standard: Growth with Income.	3
Standard: Income with Moderate Growth.	3
Standard: Income with Capital Preservation.	4
Alpha Focused: Aggressive Growth.	5
Alpha Focused: Growth.	5
Alpha Focused: Growth with Income.	6
Alpha Focused: Income with Moderate Growth.	6
Alpha Focused: Income with Capital Preservation.	7
Downside Risk Aware: Aggressive Growth.	8
Downside Risk Aware: Growth.	8
Downside Risk Aware: Growth with Income.	9
Downside Risk Aware: Income with Moderate Growth.	9
Downside Risk Aware: Income with Capital Preservation.	10

Overview

LPL Financial Research is making changes to our asset allocation and implementation within the Personal Wealth Portfolios.

We believe current events present a potential opportunity to further diversify our models. In general, we recommend the following:

- Adding exposure to infrastructure funds
- Eliminating exposure to banks

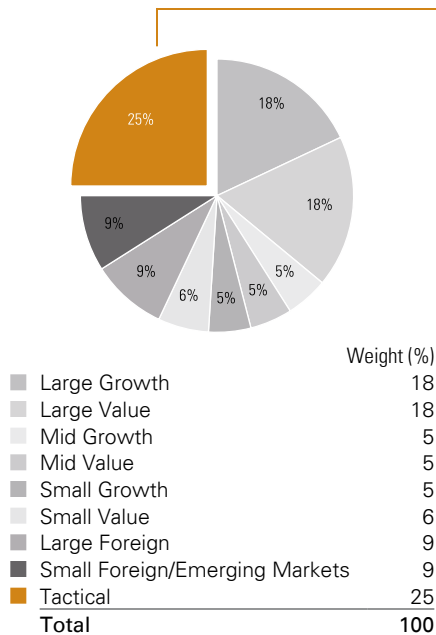
We have decided to eliminate our allocation to Banks and use the proceeds to add exposure to companies likely to benefit from what is expected to be substantial investment in infrastructure by governments worldwide.

Summary Of Changes

Diversified Plus Standard Diversified Plus Alpha Focused	▪ Asset allocation and implementation changes
---	---

Models with Standard Sleeves

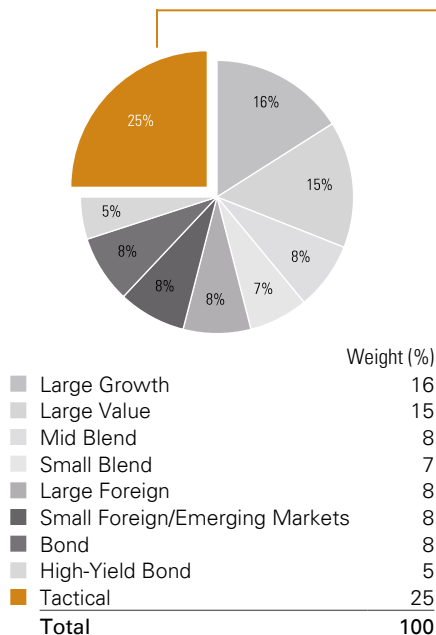
Aggressive Growth



Tactical: Standard

	Previous			Current		
	Tactical	Ticker	Security Name	Tactical	Ticker	Security Name
Large Growth	5.0	QQQQ	PowerShares QQQ	5.0	QQQQ	PowerShares QQQ
REITs: Global/International	5.0	IRGWX	ING Global Real Estate	5.0	IRGWX	ING Global Real Estate
Sector (Financials)	5.0	KBE	SPDR KBW Bank	0.0	N/A	N/A
Sector (Commodities: Natural Resources)	5.0	IGNIX	Ivy Global Natural Resources	5.0	IGNIX	Ivy Global Natural Resources
Sector (Commodities: Natural Resources)	5.0	USCI	United States Commodity Index	5.0	USCI	United States Commodity Index
Sector (Infrastructure)	0.0	N/A	N/A	5.0	CRIZX	Columbia Recovery and Infra Z
Total	25.0			25.0		

Growth



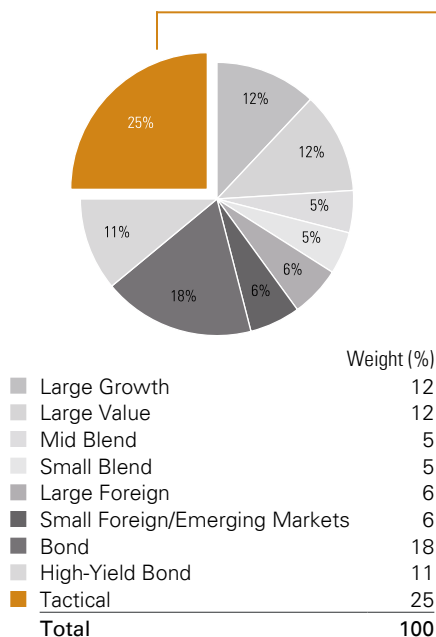
Tactical: Standard

	Previous			Current		
	Tactical	Ticker	Security Name	Tactical	Ticker	Security Name
Large Growth	2.5	QQQQ	PowerShares QQQ	2.5	QQQQ	PowerShares QQQ
REITs: Global/International	5.0	IRGWX	ING Global Real Estate	5.0	IRGWX	ING Global Real Estate
Sector (Financials)	3.8	KBE	SPDR KBW Bank	0.0	N/A	N/A
High-Yield Bond	5.0	JNK	SPDR Barclays Capital High Yield Bond ETF (Taxable)	5.0	JNK	SPDR Barclays Capital High Yield Bond ETF (Taxable)
Sector (Commodities: Natural Resources)	4.0	IGNIX	Ivy Global Natural Resources	4.0	IGNIX	Ivy Global Natural Resources
Sector (Commodities: Natural Resources)	4.7	USCI	United States Commodity Index	4.7	USCI	United States Commodity Index
Sector (Infrastructure)	0.0	N/A	N/A	3.8	CRIZX	Columbia Recovery and Infra Z
Total	25.0			25.0		

Changes indicated in bold.

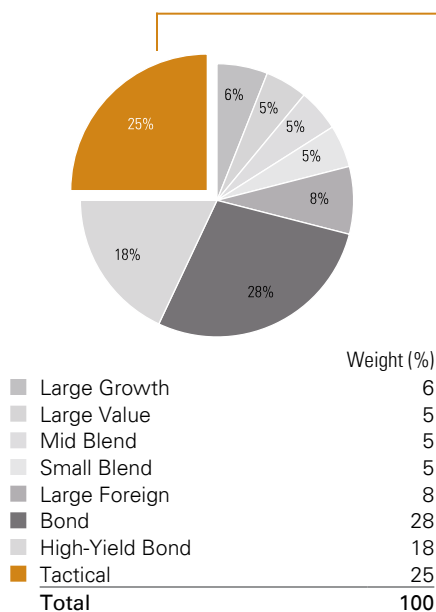
Models with Standard Sleeves (continued)

Growth with Income



Tactical: Standard						
	Previous			Current		
	Tactical	Ticker	Security Name	Tactical	Ticker	Security Name
REITs: Global/International	5.0	IRGWX	ING Global Real Estate	5.0	IRGWX	ING Global Real Estate
Sector (Financials)	2.5	KBE	SPDR KBW Bank	0.0	N/A	N/A
High-Yield Bond	10.0	JNK	SPDR Barclays Capital High Yield Bond ETF (Taxable)	10.0	JNK	SPDR Barclays Capital High Yield Bond ETF (Taxable)
Sector (Commodities: Natural Resources)	3.5	IGNIX	Ivy Global Natural Resources	3.5	IGNIX	Ivy Global Natural Resources
Sector (Commodities: Natural Resources)	4.0	USCI	United States Commodity Index	4.0	USCI	United States Commodity Index
Sector (Infrastructure)	0.0	N/A	N/A	2.5	CRIZX	Columbia Recovery and Infra Z
Total	25.0			25.0		

Income with Moderate Growth

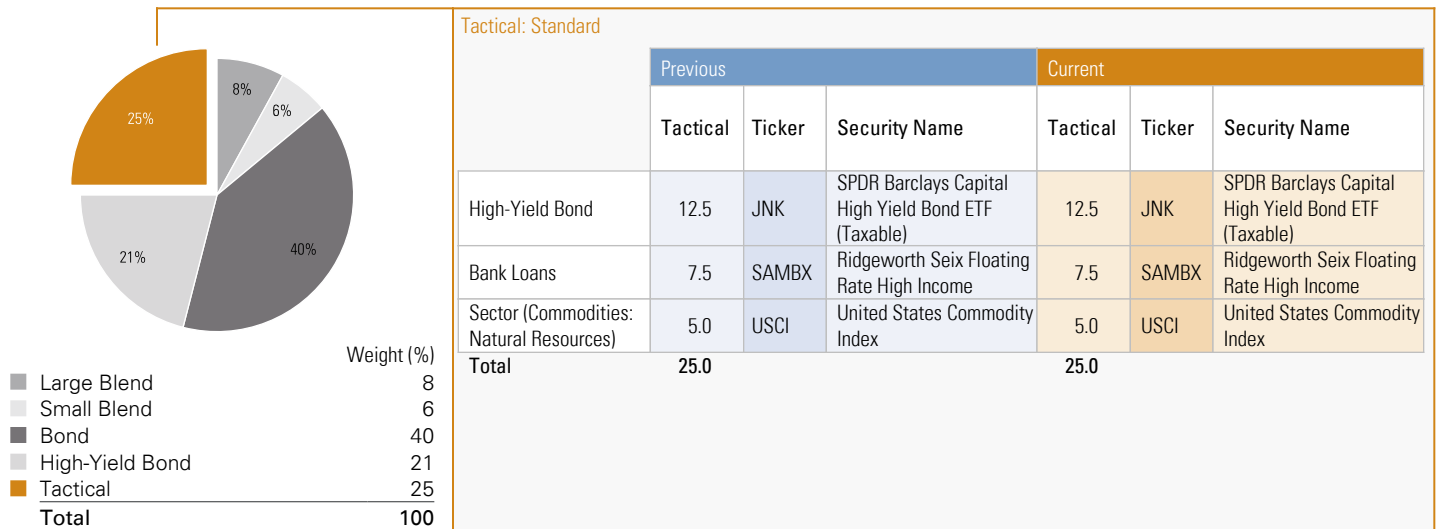


Tactical: Standard						
	Previous			Current		
	Tactical	Ticker	Security Name	Tactical	Ticker	Security Name
REITs: Global/International	5.0	IRGWX	ING Global Real Estate	2.5	IRGWX	ING Global Real Estate
High-Yield Bond	7.5	JNK	SPDR Barclays Capital High Yield Bond ETF (Taxable)	7.5	JNK	SPDR Barclays Capital High Yield Bond ETF (Taxable)
Bank Loans	7.5	SAMBX	Ridgeworth Seix Floating Rate High Income	7.5	SAMBX	Ridgeworth Seix Floating Rate High Income
Sector (Commodities: Natural Resources)	5.0	IGNIX	Ivy Global Natural Resources	2.5	IGNIX	Ivy Global Natural Resources
Sector (Commodities: Natural Resources)	0.0	N/A	N/A	5.0	USCI	United States Commodity Index
Total	25.0			25.0		

Changes indicated in bold.

Models with Standard Sleeves (continued)

Income with Capital Preservation



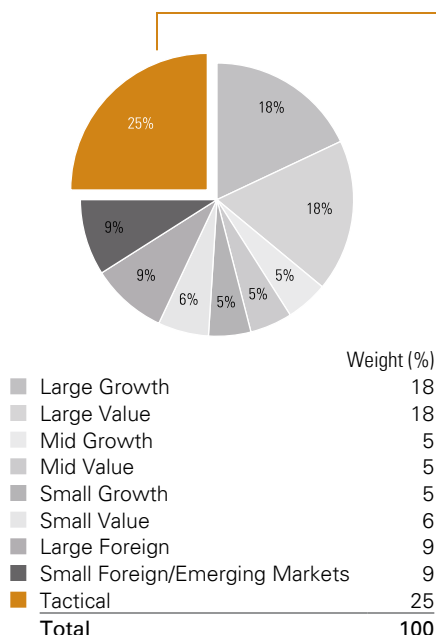
Tactical: Standard

	Previous			Current		
	Tactical	Ticker	Security Name	Tactical	Ticker	Security Name
High-Yield Bond	12.5	JNK	SPDR Barclays Capital High Yield Bond ETF (Taxable)	12.5	JNK	SPDR Barclays Capital High Yield Bond ETF (Taxable)
Bank Loans	7.5	SAMBX	Ridgeworth Seix Floating Rate High Income	7.5	SAMBX	Ridgeworth Seix Floating Rate High Income
Sector (Commodities: Natural Resources)	5.0	USCI	United States Commodity Index	5.0	USCI	United States Commodity Index
Total	25.0			25.0		

Changes indicated in bold.

Models with Alpha Focused Sleeves

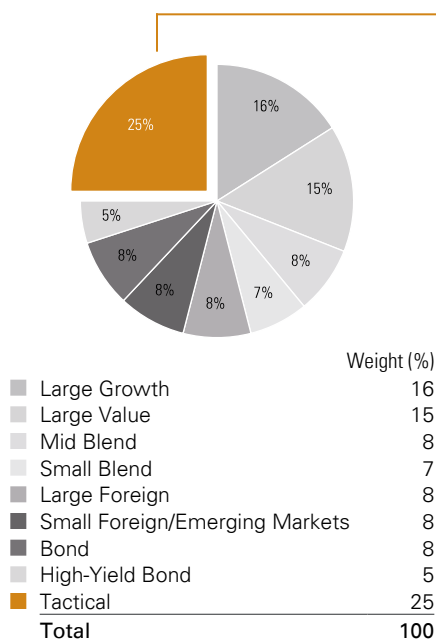
Aggressive Growth



Tactical: Alpha Focused

	Previous			Current		
	Tactical	Ticker	Security Name	Tactical	Ticker	Security Name
REITs: Global/International	5.0	IRGWX	ING Global Real Estate	5.0	IRGWX	ING Global Real Estate
Sector (Financials)	7.5	KBE	SPDR KBW Bank	0.0	N/A	N/A
Sector (Commodities: Natural Resources)	7.5	IGNIX	Ivy Global Natural Resources	7.5	IGNIX	Ivy Global Natural Resources
Sector (Commodities: Natural Resources)	5.0	USCI	United States Commodity Index	5.0	USCI	United States Commodity Index
Sector (Infrastructure)	0.0	N/A	N/A	7.5	CRIZX	Columbia Recovery and Infra Z
Total	25.0			25.0		

Growth



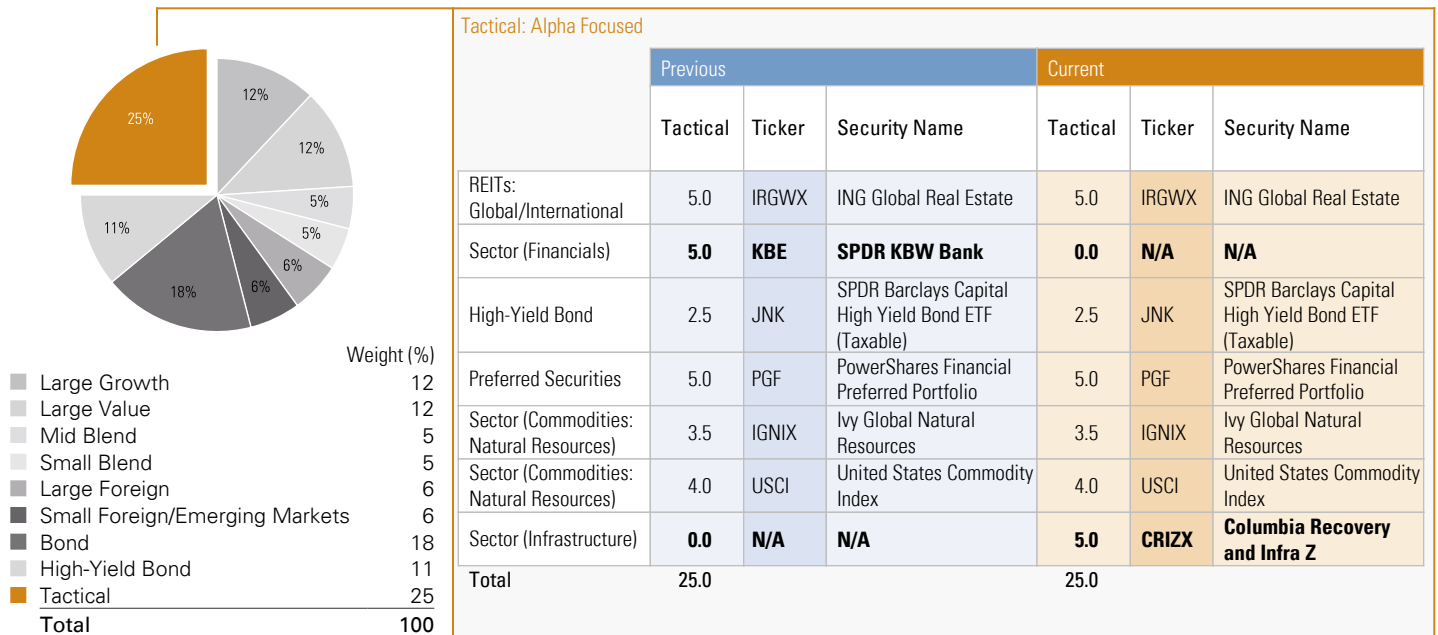
Tactical: Alpha Focused

	Previous			Current		
	Tactical	Ticker	Security Name	Tactical	Ticker	Security Name
REITs: Global/International	5.0	IRGWX	ING Global Real Estate	5.0	IRGWX	ING Global Real Estate
Sector (Financials)	6.3	KBE	SPDR KBW Bank	0.0	N/A	N/A
High-Yield Bond	3.7	JNK	SPDR Barclays Capital High Yield Bond ETF (Taxable)	3.7	JNK	SPDR Barclays Capital High Yield Bond ETF (Taxable)
Sector (Commodities: Natural Resources)	5.0	IGNIX	Ivy Global Natural Resources	5.0	IGNIX	Ivy Global Natural Resources
Sector (Commodities: Natural Resources)	5.0	USCI	United States Commodity Index	5.0	USCI	United States Commodity Index
Sector (Infrastructure)	0.0	N/A	N/A	6.3	CRIZX	Columbia Recovery and Infra Z
Total	25.0			25.0		

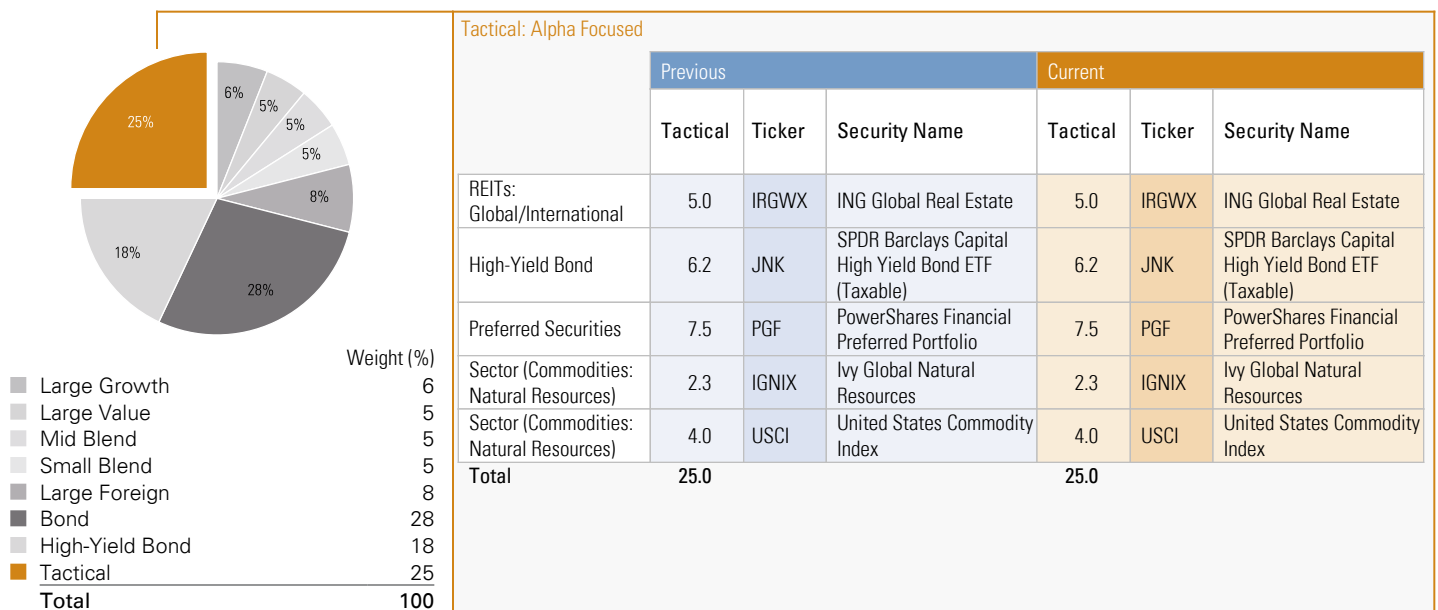
Changes indicated in bold.

Models with Alpha Focused Sleeves (continued)

Growth with Income



Income with Moderate Growth



Changes indicated in bold.

Models with Alpha Focused Sleeves (continued)

Income with Capital Preservation

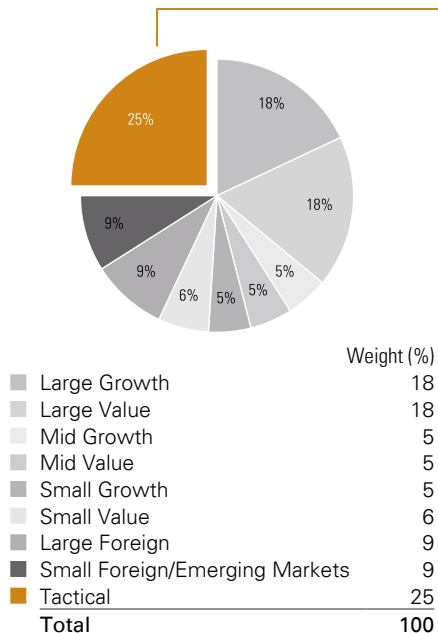


Tactical: Alpha Focused						
	Previous			Current		
	Tactical	Ticker	Security Name	Tactical	Ticker	Security Name
REITs: Global/International	5.0	IRGWX	ING Global Real Estate	5.0	IRGWX	ING Global Real Estate
High-Yield Bond	7.5	JNK	SPDR Barclays Capital High Yield Bond ETF (Taxable)	7.5	JNK	SPDR Barclays Capital High Yield Bond ETF (Taxable)
Preferred Securities	7.5	PGF	PowerShares Financial Preferred Portfolio	7.5	PGF	PowerShares Financial Preferred Portfolio
Sector (Commodities: Natural Resources)	5.0	USCI	United States Commodity Index	5.0	USCI	United States Commodity Index
Total	25.0			25.0		

Changes indicated in bold.

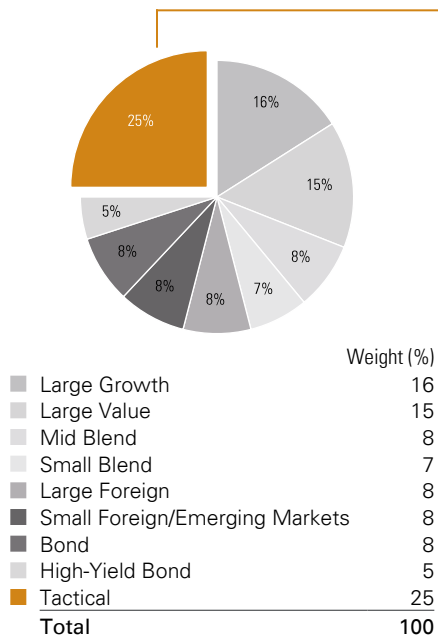
Models with Downside Risk Aware Sleeves

Aggressive Growth



Tactical: Downside Risk Aware						
	Previous			Current		
	Tactical	Ticker	Security Name	Tactical	Ticker	Security Name
Absolute Return	5.0	DDYIX	Dreyfus Dynamic Alternatives	5.0	DDYIX	Dreyfus Dynamic Alternatives
Absolute Return	5.0	TSPEX	Turner Spectrum	5.0	TSPEX	Turner Spectrum
Long/Short	3.8	HSKSX	JP Morgan Highbridge Statistical Market Neutral	3.8	HSKSX	JP Morgan Highbridge Statistical Market Neutral
Sector (Commodities: Natural Resources)	11.2	USCI	United States Commodity Index	11.2	USCI	United States Commodity Index
Total	25.0			25.0		

Growth



Tactical: Downside Risk Aware						
	Previous			Current		
	Tactical	Ticker	Security Name	Tactical	Ticker	Security Name
Absolute Return	5.0	DDYIX	Dreyfus Dynamic Alternatives	5.0	DDYIX	Dreyfus Dynamic Alternatives
Absolute Return	5.0	TSPEX	Turner Spectrum	5.0	TSPEX	Turner Spectrum
Long/Short	3.8	HSKSX	JP Morgan Highbridge Statistical Market Neutral	3.8	HSKSX	JP Morgan Highbridge Statistical Market Neutral
Sector (Commodities: Natural Resources)	11.2	USCI	United States Commodity Index	11.2	USCI	United States Commodity Index
Total	25.0			25.0		

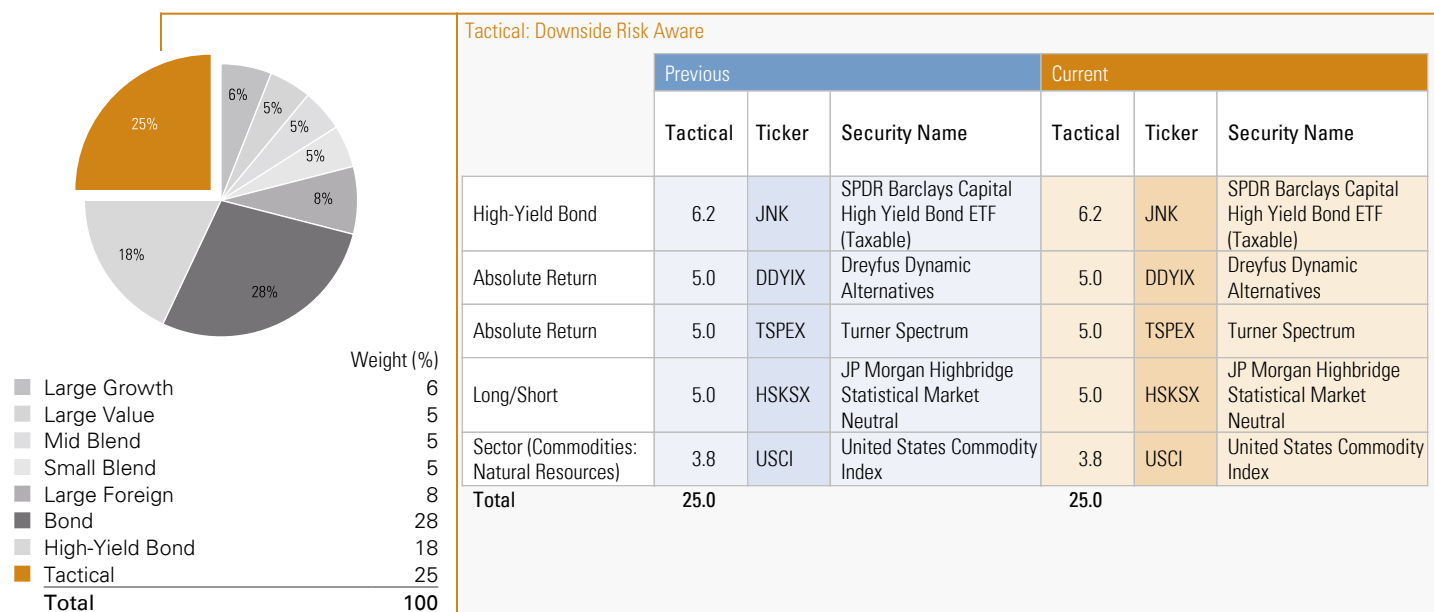
Changes indicated in bold.

Models with Downside Risk Aware Sleeves (continued)

Growth with Income



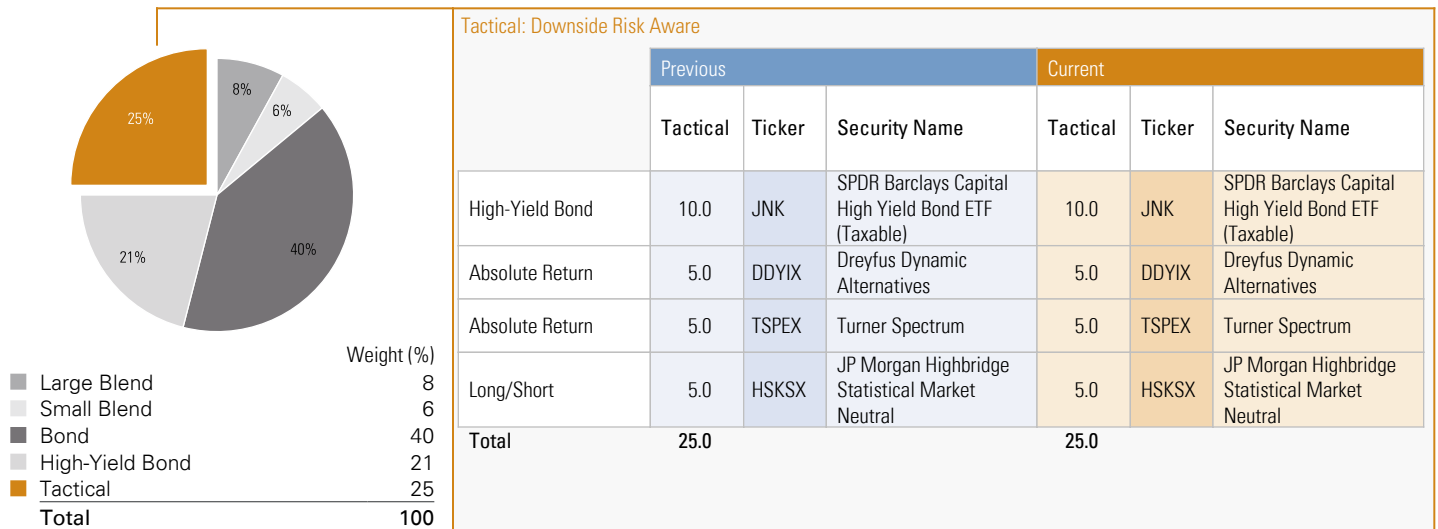
Income with Moderate Growth



Changes indicated in bold.

Models with Downside Risk Aware Sleeves (continued)

Income with Capital Preservation



Tactical: Downside Risk Aware						
	Previous			Current		
	Tactical	Ticker	Security Name	Tactical	Ticker	Security Name
High-Yield Bond	10.0	JNK	SPDR Barclays Capital High Yield Bond ETF (Taxable)	10.0	JNK	SPDR Barclays Capital High Yield Bond ETF (Taxable)
Absolute Return	5.0	DDYIX	Dreyfus Dynamic Alternatives	5.0	DDYIX	Dreyfus Dynamic Alternatives
Absolute Return	5.0	TSPEX	Turner Spectrum	5.0	TSPEX	Turner Spectrum
Long/Short	5.0	HSKSX	JP Morgan Highbridge Statistical Market Neutral	5.0	HSKSX	JP Morgan Highbridge Statistical Market Neutral
Total	25.0			25.0		

Changes indicated in bold.

IMPORTANT DISCLOSURES

The opinions voiced in this material are for general information only and are not intended to provide any specific advice or recommendations for any individual. To determine which investment(s) may be appropriate for you, consult your financial advisor prior to investing. Past performance is no guarantee of future results. The illustrated indices are unmanaged and cannot be invested into directly.

Investing in real estate/REITs involves special risks such as potential illiquidity and may not be suitable for all investors. There is no assurance that the investment objectives of this program will be attained.

Because of their narrow focus, sector investing will be subject to greater volatility than investing more broadly across many sectors and companies.

Preferred stock investing involves risk including loss of principal.

Small cap stocks may be subject to a higher degree of risk than more established companies' securities. The illiquidity of the Small Cap market may adversely affect the value of these investments.

Value investments can perform differently from the markets as a whole. They can remain undervalued by the market for long periods of time.

Bonds are subject to market and interest rate risk if sold prior to maturity. Bond values and yields will decline as interest rates rise and bonds are subject to availability and changes in price.

High Yield/Junk Bonds are not investment grade securities, involve substantial risks and generally should be part of the diversified portfolio of sophisticated investors.

Mid-Capitalization companies are subject to higher volatility than those of large-capitalized companies.

Non Traditional investments may not be suitable for all investors and should be considered as an investment for the risk capital portion of the investor's portfolio. The strategies employed in the management of alternative investments may accelerate the velocity of potential losses.

International and emerging markets investing involves special risks such as currency fluctuation and political instability and may not be suitable for all investors.

An investment in Exchange Traded Funds (ETF's), structured as a mutual fund or unit investment trust, involves the risk of losing money and should be considered as part of an overall program, not a complete investment program. An investment in ETF's involves additional risks: not diversified, the risks of price volatility, competitive industry pressure, international political and economic developments, possible trading halts, and index tracking error.

Precious metal investing is subject to substantial fluctuation and potential for loss.

Floating rate bank loans are loans issued by below investment grade companies for short term funding purposes with higher yield than short-term debt and involve risk.

An increase in interest rates will cause the prices of bonds and bond mutual funds to decline. The fast swings of commodities will result in significant volatility in an investor's holdings.

Long Short is an investment strategy generally associated with hedge funds. It involves buying long equities that are expected to increase in value and selling short equities that are expected to decrease in value.

Investing in mutual funds involve risk, including possible loss of principal. Investments in specialized industry sectors have additional risks, which are outlined in the prospectus.

Investors should consider the investment objectives, risks and charges and expenses of the investment company carefully before investing. The prospectus contains this and other information about the investment company. You can obtain a prospectus from your financial representative. Read the prospectus carefully before investing.

Neither LPL Financial nor any of its affiliates make a market in the investment being discussed nor does LPL Financial or its affiliates or its officers have a financial interest in any securities of the issuer whose investment is being recommended neither LPL Financial nor its affiliates have managed or co-managed a public offering of any securities of the issuer in the past 12 months.

This research material has been prepared by LPL Financial.

The LPL Financial family of affiliated companies includes LPL Financial and UVEST Financial Services Group, Inc., each of which is a member of FINRA/SIPC.

To the extent you are receiving investment advice from a separately registered independent investment advisor, please note that LPL Financial is not an affiliate of and makes no representation with respect to such entity.

Not FDIC or NCUA/NCUSIF Insured	No Bank/Credit Union Guarantee	May Lose Value	Not Guaranteed by any Government Agency	Not a Bank/Credit Union Deposit
---------------------------------	--------------------------------	----------------	---	---------------------------------